



Similar to the illustration

grid | power v L

Series OPzS/power.bloc OPzS

Vented lead-acid battery

grid | power v L Series OPzS

Typical applications:

- Telecommunications
 - Mobile phone stations
 - BTS-stations
 - Off-grid/on-grid solutions
- Power Supply
- Security lighting
- Substations
- Switchgear
- Critical Power Back-up

Your benefits:

- Very high expected service life – due to optimized low-antimony selenium alloy
- Excellent cycle stability – due to tubular plate design
- Maximum compatibility – design according to DIN 40736-1
- Higher short-circuit safety even during the installation – based on HOPPECKE system connectors
- Extremely extended water refill intervals up to maintenance-free – optional use of AquaGen® recombination system minimizes emission of gas and aerosols¹

grid | power v L Series power.bloc OPzS

Typical applications:

- Telecommunications
 - Mobile phone stations
 - BTS-stations
 - Off-grid/on-grid solutions
- Power Supply systems
- Security lighting
- Substations
- Switchgear
- Critical Power Back-up

Your benefits:

- High expected service life – due to optimized low-antimony selenium alloy
- Excellent cycle stability – due to tubular plate design
- Maximum compatibility – dimensions according to DIN 40737-3
- Easy assembly and installation – battery lid with integral handle
- Higher short-circuit safety even during the installation – based on HOPPECKE system connectors
- Extremely extended water refill intervals up to maintenance-free – optional use of AquaGen® recombination system minimizes emission of gas and aerosols¹



¹ Similar to sealed lead-acid batteries

Capacities dimensions and weights

Series OPzS		DIN Type	$C_{10}/1.75\text{V}@25^\circ\text{C}/77^\circ\text{F}$ Ah	$C_8/1.80\text{V}@20^\circ\text{C}/68^\circ\text{F}$ Ah	Weight approx. kg	Weight approx. lbs	Weight electrolyte (1.24 kg/l) kg lbs		max.* Length L mm inch		max.* Width W mm inch		max.* Height H mm inch		Fig.
grid	power vL 2-215	4 OPzS 200	213	213	17.3	38.1	4.5	9.9	105	4.13	208	8.19	420	16.54	A
grid	power vL 2-270	5 OPzS 250	265	266	21.0	46.3	5.6	12.3	126	4.96	208	8.19	420	16.54	A
grid	power vL 2-325	6 OPzS 300	319	320	24.9	54.9	6.7	14.8	147	5.79	208	8.19	420	16.54	A
grid	power vL 2-390	5 OPzS 350	396	390	29.3	64.6	8.5	18.7	126	4.96	208	8.19	535	21.06	A
grid	power vL 2-470	6 OPzS 420	475	468	34.4	75.8	10.1	22.3	147	5.79	208	8.19	535	21.06	A
grid	power vL 2-550	7 OPzS 490	555	546	39.5	87.1	11.7	25.8	168	6.61	208	8.19	535	21.06	A
grid	power vL 2-690	6 OPzS 600	696	686	46.1	101.6	13.3	29.3	147	5.79	208	8.19	710	27.95	A
grid	power vL 2-805	7 OPzS 700	808	801	59.1	130.3	16.7	36.8	215	8.46	193	7.60	710	27.95	B
grid	power vL 2-920	8 OPzS 800	923	915	63.1	139.1	17.3	38.1	215	8.46	193	7.60	710	27.95	B
grid	power vL 2-1035	9 OPzS 900	1046	1026	72.4	159.6	20.5	45.2	215	8.46	235	9.25	710	27.95	B
grid	power vL 2-1150	10 OPzS 1000	1162	1140	76.4	168.4	21.1	46.5	215	8.46	235	9.25	710	27.95	B
grid	power vL 2-1265	11 OPzS 1100	1265	1256	86.6	190.9	25.2	55.6	215	8.46	277	10.91	710	27.95	B
grid	power vL 2-1380	12 OPzS 1200	1393	1370	90.6	199.7	25.8	56.9	215	8.46	277	10.91	710	27.95	B
grid	power vL 2-1610	12 OPzS 1500	1665	1610	110.4	243.4	32.7	72.1	215	8.46	277	10.91	855	33.66	B
grid	power vL 2-1880	14 OPzS 1750	1940	1881	142.3	313.7	46.2	101.9	215	8.46	400	15.75	815	32.09	C
grid	power vL 2-2015	15 OPzS 1875	2101	2016	146.6	323.2	46.7	103.0	215	8.46	400	15.75	815	32.09	C
grid	power vL 2-2150	16 OPzS 2000	2217	2150	150.9	332.7	45.9	101.2	215	8.46	400	15.75	815	32.09	C
grid	power vL 2-2420	18 OPzS 2250	2492	2412	179.1	394.8	56.4	124.3	215	8.46	490	19.29	815	32.09	D
grid	power vL 2-2555	19 OPzS 2375	2660	2546	182.9	403.2	55.6	122.6	215	8.46	490	19.29	815	32.09	D
grid	power vL 2-2690	20 OPzS 2500	2769	2680	187.3	412.9	55.7	122.8	215	8.46	490	19.29	815	32.09	D
grid	power vL 2-2960	22 OPzS 2750	3044	2952	212.5	468.5	67.0	147.7	215	8.46	580	22.83	815	32.09	D
grid	power vL 2-3095	23 OPzS 2875	3218	3086	216.8	478.0	65.9	145.3	215	8.46	580	22.83	815	32.09	D
grid	power vL 2-3230	24 OPzS 3000	3321	3220	221.2	487.7	66.4	146.4	215	8.46	580	22.83	815	32.09	D
grid	power vL 2-3500	26 OPzS 3250	3597	3488	229.6	506.2	65.4	144.2	215	8.46	580	22.83	815	32.09	D

C_{10} and C_8 = Capacity at 10 h and 8 h discharge

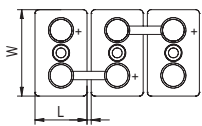
* according to DIN 40736-1 data to be understood as maximum values

Series power.bloc OPzS		DIN Type	$C_{10}/1.75\text{V}@25^\circ\text{C}/77^\circ\text{F}$ Ah	$C_8/1.80\text{V}@20^\circ\text{C}/68^\circ\text{F}$ Ah	Weight approx. kg	Weight approx. lbs	Weight electrolyte (1.24 kg/l) kg lbs		max.* Length L mm inch		max.* Width W mm inch		max.* Height H mm inch		Fig.
grid	power vL 12-50	12V 1 power.bloc OPzS 50	51	50	37.0	81.6	15.0	33.1	272	10.71	205	8.07	383	15.08	A
grid	power vL 12-100	12V 2 power.bloc OPzS 100	102	101	48.0	105.8	13.0	28.7	272	10.71	205	8.07	383	15.08	A
grid	power vL 12-150	12V 3 power.bloc OPzS 150	152	151	67.0	147.7	18.0	39.7	380	14.96	205	8.07	383	15.08	A
grid	power vL 6-200	6V 4 power.bloc OPzS 200	203	202	47.0	103.6	13.0	28.7	272	10.71	205	8.07	383	15.08	B
grid	power vL 6-250	6V 5 power.bloc OPzS 250	255	252	60.0	132.3	20.0	44.1	380	14.96	205	8.07	383	15.08	B
grid	power vL 6-300	6V 6 power.bloc OPzS 300	306	302	67.0	147.7	18.0	39.7	380	14.96	205	8.07	383	15.08	B

C_{10} and C_8 = Capacity at 10 h and 8 h discharge

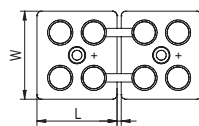
* according to DIN 40737-3 data to be understood as maximum values

Fig. A Series OPzS



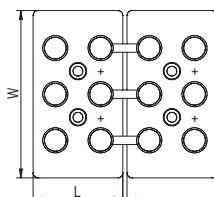
grid | power vL 2-215 -
grid | power vL 2-690

Fig. B Series OPzS



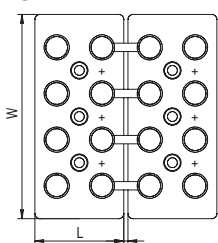
grid | power vL 2-805 -
grid | power vL 2-1610

Fig. C Series OPzS


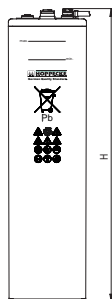


grid | power vL 2-1880 -
grid | power vL 2-2150

Fig. D Series OPzS

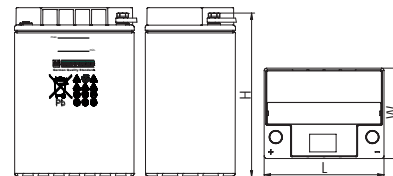


grid | power vL 2-2420 -
grid | power vL 2-3500



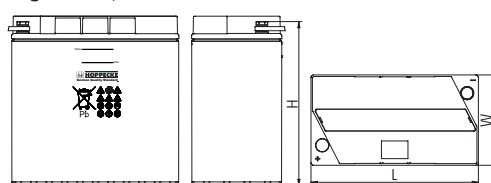
360° exposed lead for clamp access.
Valid only for the 2V cell.

Fig. A Series power.bloc OPzS



grid | power vL 12-50 -
grid | power vL 12-150

Fig. B Series power.bloc OPzS



grid | power vL 6-200 -
grid | power vL 6-300

Design life: up to 20 years

Optimal environmental compatibility – closed loop for recovery of materials in an accredited recycling system

Design life: up to 18 years

Optimal environmental compatibility – closed loop for recovery of materials in an accredited recycling system



POWER FROM INNOVATION

Head Office

HOPPECKE Batterien GmbH & Co. KG

P.O. Box 1140 · D-59914 Brilon · Germany

Bontkirchener Str. 1 · D - 59929 Brilon

Tel.: +49 (0) 2963 61-374 · Fax: +49 (0) 2963 61-270

E-Mail: info@hoppecke.com · www.hoppecke.com

Subsidiary

HOPPECKE Batteries Inc.

2 Berry Dr

Hainesport, NJ 08036 · USA

Tel.: +1 856-616-0032 · Fax: +1 856-616-0132

E-Mail: contact@hoppecke-us.com · www.hoppecke-us.com



www.hoppecke-us.com